



**INVINCIBLE**







## **THE WATER IS A SERIOUS PLACE.**

A place where the best of days can become the worst of days. Which is why the truly serious know they need equipment that is just as serious as they are. Something durable. Something beautiful. Something fast. Yacht-quality finish with hardcore strength. Because when you're serious, you need a boat that is up for everything, and ready for anything.

Invincible. When you're serious.



# TABLE OF CONTENTS

|                         |    |
|-------------------------|----|
| The Magnificent Frigate | 7  |
| Our History             | 8  |
| Monohulls               | 10 |
| 33' Open Fisherman      | 12 |
| 36' Open Fisherman      | 14 |
| 39' Open Fisherman      | 16 |
| 42' Open Fisherman      | 18 |
| 42' Center Cabin        | 20 |
| Designing our Catamaran | 22 |
| Catamarans              | 25 |
| 35' Catamaran           | 26 |
| 37' Catamaran           | 28 |
| 40' Catamaran           | 30 |
| 46' Catamaran           | 32 |







# SOARING ABOVE THE WAVES, KING OF ALL YOU SEE.

**You are *Fregata magnificens*.  
The Magnificent Frigate.  
And the sea is your domain.**




You can be found far offshore, soaring for days and nights non-stop, using your seven-foot wingspan to cruise from the wavetops to a half-mile up in the sky, tracking schools of tuna and flying fish for hundreds of miles.

For thousands of years, fishermen knew that finding frigate birds were a sign of good fortune. Christopher Columbus

recorded them around the Cape Verde Islands in 1492. Islanders in the South Pacific used them as message carriers on long voyages due to their incredible abilities to navigate home across vast distances. French sailors first called the birds "le frégate" in the 18th century, after the small, fast frigate warships of the era. The Royal Navy referred to them as "Man-o-war" birds. There are five species of frigate birds found around the world. The largest of these is the one seen throughout the tropical waters of Florida and throughout the Caribbean — the Magnificent Frigate.

So when we set out on our mission to build the very best offshore fishing machine ever created, it only seemed natural for us mark everything we make with the Magnificent Frigate, as it embodies all of the qualities an Invincible boat strives to achieve: unmatched intensity and speed while on the hunt, paired with grace and horizon-stretching range.





# A GIANT STEP FORWARD. (TWO, ACTUALLY.)

Founder Alex Lipworth demanded the most out of his gear. As a hardcore competitive fisherman, he spent many years pushing himself and a series of boats on long, fast and often rough runs across the fertile fishing grounds of the Gulf Stream. And in the process, he could never quite find a boat that met his exacting standards for performance, durability, efficiency and functionality.

## IF YOU WANT A JOB DONE RIGHT, YOU HAVE TO DO IT YOURSELF.

He sought the ultimate offshore fishing machine, and when he couldn't quite find it, he rolled up his sleeves and decided to build it himself. In 2006, he teamed up with world-renowned marine architect Michael Peters to craft a revolutionary innovation that would change the entire industry, the Stepped Vee Ventilated Tunnel (SVVT), giving his new hull

design unprecedented speed and ride quality, combined with best-in-class fuel efficiency and stability.

## DESIGNED FOR THE SERIOUS.

This hull was then brought to life with a clean-sheet-of paper design, making the ergonomic and functional demands of the hardcore offshore angler the first priority in every decision, from hatch and compartment placement to the rigging and plumbing. All of this was then approached from an engineering perspective to, combine bank-vault quality strength with yacht-quality finishes throughout, designed for a lifetime of performance and durability that will stand up to the toughest use.

## BUILT TO BE LEGENDARY.

It's the ride the industry is talking about. That's what we set out to achieve in 2006 and it has reshaped the center-console category. The fastest and flattest-riding hulls in the business must be experienced to truly feel the Invincible difference. Our expert builders use the most current techniques available and the finest materials to build boats that are athletic and stronger than our competitors. Within the parameters of semi-custom, owner-designed boats, we are specialists at ensuring your Invincible is built to our exacting standards, but with your distinct wishes in mind.

## SERIOUS BOATS FOR SERIOUS ADVENTURES.

Since the 2006 introduction of the original Invincible 36', our fleet has grown to nine models ranging from our compact 33' to the upcoming horizon-crossing 46' Cat, ensuring that no matter who you are and how you fish, there is an Invincible that's designed exactly for you. Because when you're serious, you will accept nothing less than the very best.





# MONO-HULLS





# 33' OPEN FISHERMAN

## The Invincible experience, in its most compact form.

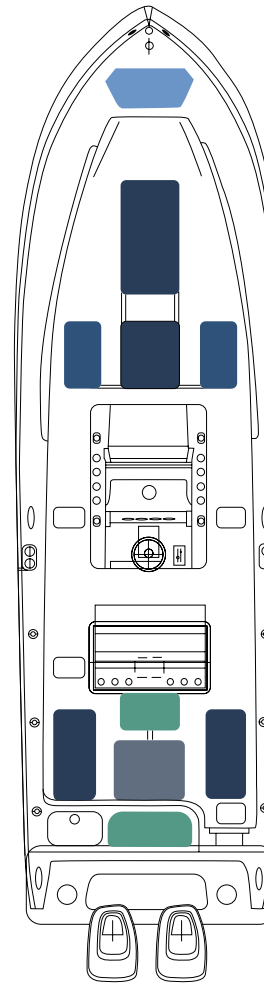
Designed to incorporate the enhanced performance characteristics of the patented Stepped Vee Ventilated Tunnel along with the ease of use and economy of twin engines. Rides and fishes like a big boat, handles like a small one.



**Highlighted Features:**  
 Single Level Deck  
 360-Degree Walk Around Fishability  
 320 Gallons of Fuel Allows for 425-plus Nautical Mile Range

### Standard Features

- Transom Door
- AGM Sealed Batteries
- Built-In Anchor Locker
- Deluxe Console with Fully-Lined Interior-Room for Full-Sized Head
- Exceptionally Generous Under-Deck Storage
- Finished Bilge
- Under Gunnel Lighting
- High-Speed Pickup for Livewell Seachest
- Sink with Tackle Drawers
- Saltwater Washdown
- Three Automatic 2,000 GPH Bilge Pumps
- Waterproof Switches and Circuit Breaker Protected System
- 100% Vinylester Resin Hull
- 316 Stainless-Steel Hardware



- Insulated Fish Box
- Forward Side Storage
- Anchor Locker
- Livewell
- Bilge Access

|                           |               |                                |                              |                                    |                              |
|---------------------------|---------------|--------------------------------|------------------------------|------------------------------------|------------------------------|
| 32' 10"<br>Length Overall | 9' 7"<br>Beam | 8,100 Lbs<br>Weight with Power | 320 Gallons<br>Fuel Capacity | 22 Degrees<br>Dead Rise at Transom | 900 HP<br>Maximum Horsepower |
|---------------------------|---------------|--------------------------------|------------------------------|------------------------------------|------------------------------|

**Performance Ranges:** Cruise Speed: 29.8 – 44 mph / Cruise MPG: 1.6 – 1.8 mpg / Top Speed: 64.1 – 70 mph

\*Standard features are subject to change.





# 36' OPEN FISHERMAN

## The best of both worlds.

The Invincible that started it all in 2006 and continues to be the standard bearer in her class. Enjoy big boat room and performance in an easy-to-handle package, with the flexibility to run either twin or triple engine configurations.

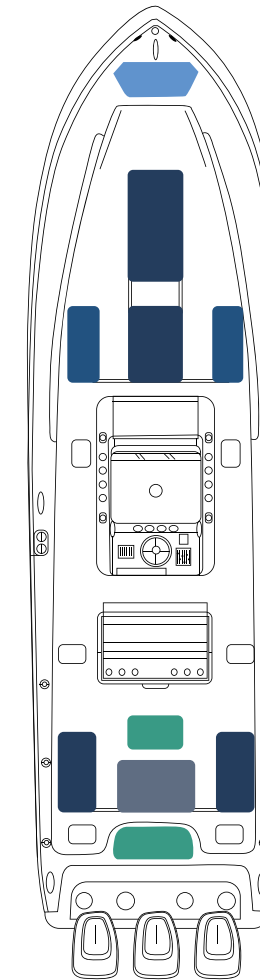


### Highlighted Features:

- Single Level Deck
- 360-Degree Walk Around Fishability
- 475 Gallons of Fuel Allows for 525-plus Nautical Mile Range

### Standard Features

- Above and Below Deck Livewells
- AGM Sealed Batteries
- Built-In Anchor Locker
- Deluxe Console with Fully-Lined Interior-Room for Full-Sized Head
- Exceptionally Generous Under-Deck Storage
- Finished Bilge
- Under Gunnel Lighting
- High-Speed Pickup for Livewell Seachest
- Interior Console Lights
- Saltwater Washdown
- Three Automatic 2,000 GPH Bilge Pumps
- Waterproof Switches and Circuit Breaker Protected System
- 100% Vinylester Resin Hull
- 316 Stainless-Steel Hardware
- K Plane Style Trim Tabs
- Vacuum-Bagged Cored Hull Construction



- Insulated Fish Box
- Forward Side Storage
- Anchor Locker
- Livewell
- Bilge Access



**36' 8"**  
Length Overall

**10'**  
Beam

**9,200 Lbs**  
Weight with Power

**475 Gallons**  
Fuel Capacity

**22 Degrees**  
Dead Rise at Transom

**1,350 HP**  
Maximum Horsepower

**Performance Ranges:** Cruise Speed: 37.9 – 50.5 mph / Cruise MPG: 1.3 – 1.4 mpg / Top Speed: 70 – 78 mph

\*Standard features are subject to change.



# 39' OPEN FISHERMAN

## A serious boat for serious anglers.

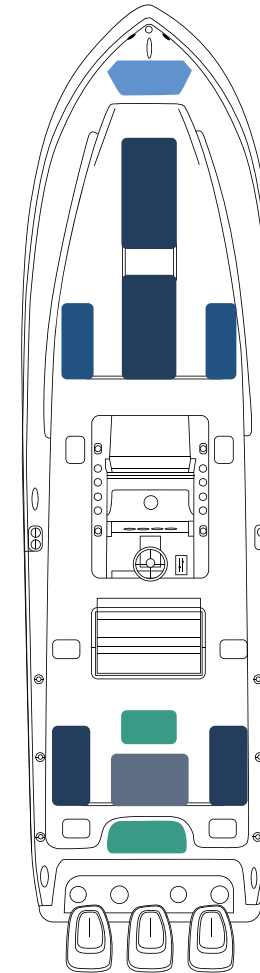
Our most popular model, the 39' Open features the ride, range, speed and comfort that the hardcore tournament angler insists on. Every detail specifically engineered for the purpose at hand. A boat as comfortable on a family outing to the Bahamas as it is chasing sailfish in the Gulf Stream.

- Highlighted Features:**
- Single Level Deck
  - 360-Degree Walk Around Fishability
  - 550 Gallons of Fuel Allows for 500-plus Nautical Mile Range



### Standard Features

- Above and Below Deck Livewells
- AGM Sealed Batteries
- Built-In Anchor Locker
- Deluxe Console with Fully-Lined Interior-Room for Full-Sized Head
- Exceptionally Generous Under-Deck Storage
- Finished Bilge
- Under Gunnel Lighting
- High-Speed Pickup for Livewell Seachest
- Interior Console Lights
- Saltwater Washdown
- Three Automatic 2,000 GPH Bilge Pumps
- Waterproof Switches and Circuit Breaker Protected System
- 100% Vinylester Resin Hull
- 316 Stainless-Steel Hardware
- K Plane Style Trim Tabs
- Vacuum-Bagged Cored Hull Construction



- Insulated Fish Box
- Forward Side Storage
- Anchor Locker
- Livewell
- Bilge Access

|                                 |                    |  |                                     |   |                                       |
|---------------------------------|--------------------|--|-------------------------------------|---|---------------------------------------|
| <b>39' 2"</b><br>Length Overall | <b>11'</b><br>Beam | <b>12,000 Lbs</b><br>Weight with Power | <b>550 Gallons</b><br>Fuel Capacity | <b>24.5 Degrees</b><br>Dead Rise at Transom | <b>1,800 HP</b><br>Maximum Horsepower |
|---------------------------------|--------------------|--|-------------------------------------|---|---------------------------------------|

**Performance Ranges:** Cruise Speed: 34 – 46.3 mph / Cruise MPG: 1.0 – 1.4 mpg / Top Speed: 65.3 – 75 mph

\*Standard features are subject to change.





# 42' OPEN FISHERMAN

## The top of the food chain for open ocean predators.


It makes a statement just pulling up to the dock, without saying anything. Everything we know, packed into one magnificent package. A boat with serious passage-making capabilities and extreme fishability engineered into every inch.

- Highlighted Features:**
- Single Level Deck
  - 360-Degree Walk Around Fishability
  - 675 Gallons of Fuel Allows for 600-plus Nautical Mile Range



### Standard Features

- Above and Below Deck Livewells
- AGM Sealed Batteries
- Built-In Anchor Locker
- Deluxe Console with Fully-Lined Interior-Room for Full-Sized Head
- Exceptionally Generous Under-Deck Storage
- Finished Bilge
- Under Gunnel Lighting
- High-Speed Pickup for Livewell Seachest
- Interior Console Lights
- Saltwater Washdown
- Three Automatic 2,000 GPH Bilge Pumps
- Waterproof Switches and Circuit Breaker Protected System
- 100% Vinylester Resin Hull
- 316 Stainless-Steel Hardware



- Insulated Fish Box
- Forward Side Storage
- Anchor Locker
- Livewell
- Bilge Access

|                                 |                       |  |                                     |   |                                       |
|---------------------------------|-----------------------|--|-------------------------------------|---|---------------------------------------|
| <b>42' 9"</b><br>Length Overall | <b>11' 7"</b><br>Beam | <b>13,400 Lbs</b><br>Weight with Power | <b>675 Gallons</b><br>Fuel Capacity | <b>22 Degrees</b><br>Dead Rise at Transom | <b>1,800 HP</b><br>Maximum Horsepower |
|---------------------------------|-----------------------|--|-------------------------------------|---|---------------------------------------|

**Performance Ranges:** Cruise Speed: 40.4 – 50 mph / Cruise MPG: 1 – 1.1 mpg / Top Speed: 68.3 – 80 mph

\*Standard features are subject to change.





# 42' CENTER CABIN

## The softer side of serious.

We took the biggest, baddest machine we make, and added some of the comforts of home. It features the creature comforts that the discerning angler and their family might like, like a roomy air-conditioned V-berth, head, sink and kitchenette, all hidden in the center of one of the most versatile fishing machines on earth.

- Highlighted Features:**
- Single Level Deck
  - 360-Degree Walk Around Fishability
  - 565 Gallons of Fuel Allows for 550-plus Nautical Mile Range



### Standard Features

- Air-Conditioned Cabin
- Refrigerator
- Battery Charger with Shorepower
- 7' Double Berth
- AGM Sealed Batteries
- Built-In Anchor Locker
- Above and Below Deck Livewells
- Exceptionally Generous Under-Deck Storage
- Finished Bilge
- Under Gunnel Lighting
- High-Speed Pickup for Livewell Seachest
- Interior Console Lights
- K Plane Style Trim Tabs
- Saltwater Washdown
- Three Automatic 2,000 GPH Bilge Pumps
- Vacuum-Bagged Cored Hull Construction
- Waterproof Switches and Circuit Breaker Protected System
- 100% Vinylester Resin Hull
- 316 Stainless-Steel Hardware

**42' 9"**  
Length Overall

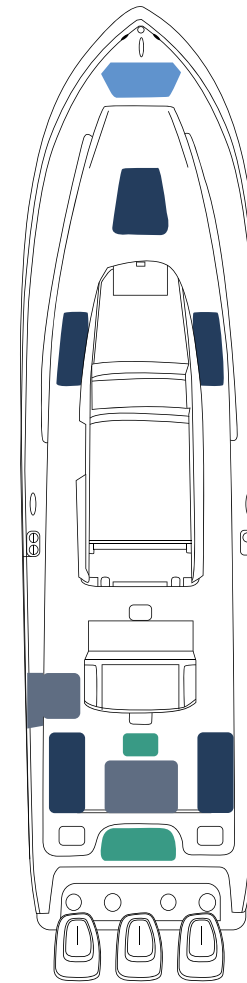
**11' 7"**  
Beam

**13,800 Lbs**  
Weight with Power

**565 Gallons**  
Fuel Capacity

**22 Degrees**  
Dead Rise at Transom

**1,800 HP**  
Maximum Horsepower



- Insulated Fish Box
- Forward Side Storage
- Anchor Locker
- Livewell
- Bilge Access



\*Standard features are subject to change.





# DOUBLING DOWN ON PERFORMANCE.

Where some would rest on their laurels, Invincible is always in search of the next way we can do something better. Catamarans are not a new idea—the Polynesians have been building them for thousands of years. Despite uncomfortable handling dynamics and unrefined hydrodynamics, power catamarans have acquired a small but dedicated following due to the inherent advantages a catamaran can provide: Superior room and deck space, fuel efficiency, speed and stability.

## REINVENTING A 5,000 YEAR-OLD DESIGN.

Seeing an opportunity to maximize the advantages, while innovating solutions to the drawbacks of a performance catamaran, Invincible teamed up with Gino Morrelli and Pete Melvin of Morrelli & Melvin, the designers behind some of the most iconic sailing catamarans of the past 20 years: Playstation/Cheyenne, America's Cup Winners, BMW Oracle USA and Aotearoa Team New Zealand. Their championship pedigree and investment in

computational fluid dynamics make them the most knowledgeable and technologically advanced firm in boating.

## A CHEAT CODE FOR THE LAWS OF PHYSICS.

For Invincible to build a catamaran, it had to handle well at speed, lean inward in a turn and ride in following and quartering seas without negative trim. The result: the unprecedented Invincible 40' Catamaran. Utilizing Morrelli & Melvin's patented hybrid semi-asymmetric multihull design, the complete line of Invincible Catamarans provides eye-popping performance combined with the dry, soft ride you've come to expect from us, all packaged in a cat that has eliminated the compromises that came with catamarans in the past. Quick, responsive handling, a soft, stable ride and best-in-class speed. When you're serious about industry-leading performance, you partner with the very best.







**CATAMARANS**



# 35' CATAMARAN

## Big Cat performance in a smaller package.

Our most compact catamaran is designed to get maximum performance out of either a twin or quad engine configuration. It's a versatile fishing machine, with effortless maneuverability, a speedy, comfortable ride and unparalleled fishability for a boat of its size, due to the tremendous cockpit and deck space our patented design creates.

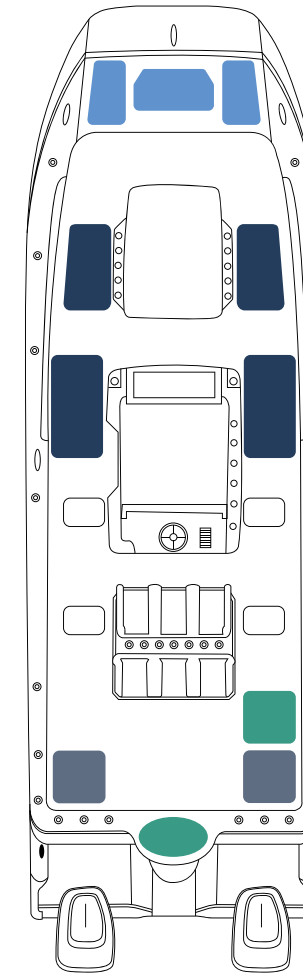
### Highlighted Features:

- 360-Degree Walk Around Fishability
- Side Dive Door (Optional)
- Flat Transom
- 500-plus Nautical Mile Range



### Standard Features

- Above and Below Deck Livewells
- AGM Sealed Batteries
- Built-In Anchor Locker
- Exceptionally Generous Under-Deck Storage
- Finished Bilge
- Under Gunnel Lighting
- Interior Console Light
- Saltwater Washdown
- Waterproof Switches and Circuit Breaker Protected System
- 100% Vinylester Resin Hull
- Four (4) automatic 2,000 GPH Bilge Pumps
- Vacuum-Bagged Cored Hull Construction



- Insulated Fish Box
- Forward Side Storage
- Anchor Locker
- Livewell
- Bilge Access



|                           |                  |                                    |                                  |                                  |                                |
|---------------------------|------------------|------------------------------------|----------------------------------|----------------------------------|--------------------------------|
| 35' 10"<br>Length Overall | 11' 7.5"<br>Beam | 10,350 Lbs<br>Weight without Power | 500/550 Gallons<br>Fuel Capacity | Variable<br>Dead Rise at Transom | 1,200 HP<br>Maximum Horsepower |
|---------------------------|------------------|------------------------------------|----------------------------------|----------------------------------|--------------------------------|

**Performance Ranges:** Cruise Speed: 43 – 45.7 mph / Cruise MPG: 1.2 – 1.5 mpg / Top Speed: 66.3 – 72.5 mph

\*Standard features are subject to change.



# 37' CATAMARAN

## A twin-hulled, twin-stepped fishing machine.


The 37' Cat packages all the amenities and equipment of a much larger boat into an efficient and powerful package, giving you the size and room you need, with the easy handling and incredible performance you expect from an Invincible.



- Highlighted Features:**
- 360-Degree Walk Around Fishability
  - Side Dive Door (Optional)
  - Flat Transom
  - 600-plus Nautical Mile Range

### Standard Features

- Above and Below Deck Livewells
- AGM Sealed Batteries
- Built-In Anchor Locker
- Exceptionally Generous Under-Deck Storage
- Finished Bilge
- Under Gunnel Lighting
- Interior Console Lights
- Saltwater Washdown
- Waterproof Switches and Circuit Breaker Protected System
- 100% Vinylester Resin Hull
- Four (4) automatic 2,000 GPH Bilge Pumps



- Insulated Fish Box
- Forward Side Storage
- Anchor Locker
- Livewell
- Bilge Access



**37'**  
Length Overall

**12'**  
Beam

**14,000 Lbs**  
Weight with Power

**640 Gallons**  
Fuel Capacity

**Variable**  
Dead Rise at Transom

**1,800 HP**  
Maximum Horsepower

**Performance Ranges:** Cruise Speed: 40.8 – 49 mph / Cruise MPG: 1 – 1.2 mpg / Top Speed: 69 – 79 mph

\*Standard features are subject to change.



# 40' CATAMARAN

## The biggest kind of serious.

The Invincible 40' Catamaran – Never content to rest on our laurels, we recently reinvented the entire catamaran industry when we launched our original 40' in 2017. Our 40' is the first to use Morelli & Melvin's innovative hybrid semi-asymmetrical design, giving it unprecedented performance and handling for a catamaran, with the speed, room and range to carry you and your crew virtually anywhere, under any conditions.

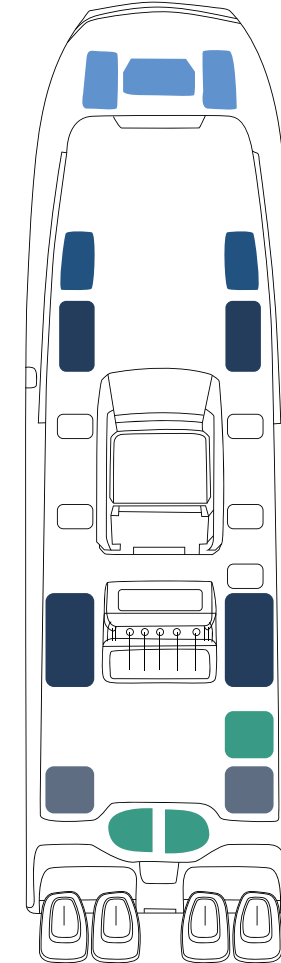
### Highlighted Features:

- 360-Degree Walk Around Fishability
- Side Dive Door (Optional)
- Flat Transom
- 750-plus Nautical Mile Range



### Standard Features

- Above and Below Deck Livewells
- AGM Sealed Batteries
- Built-In Anchor Locker
- Exceptionally Generous Under-Deck Storage
- Finished Bilge
- Under Gunnel Lighting
- Interior Console Lights
- Saltwater Washdown
- Waterproof Switches and Circuit Breaker Protected System
- 100% Vinylester Resin Hull
- Four (4) automatic 2,000 GPH Bilge Pumps
- Vacuum-Bagged Cored Hull Construction
- 316 Stainless-Steel Hardware



- Insulated Fish Box
- Forward Side Storage
- Anchor Locker
- Livewell
- Bilge Access



**40' 2"**  
Length Overall

**12'**  
Beam

**15,000 Lbs**  
Weight with Power

**800 Gallons**  
Fuel Capacity

**Variable**  
Dead Rise at Transom

**1,800 HP**  
Maximum Horsepower

**Performance Ranges:** Cruise Speed: 31.8 – 50 mph / Cruise MPG: 0.9 – 1 mpg / Top Speed: 70 – 83.5 mph

\*Standard features are subject to change.





COMING SOON

# 46' CATAMARAN

**Dreaming bigger. Because sometimes more is actually more.**

The hull design that changed catamarans forever, taken to a whole new level. The ultimate offshore fishing machine, with unprecedented size, range and amenities to carry everyone and everything anywhere, in any conditions. A 46' catamaran designed to efficiently achieve world-beating performance out of quad-outboard engines, while providing sportfish-level fishability and specifications. The new Invincible 46' Catamaran. Like the Magnificent Frigate Bird, it will be king of all it surveys.



|                           |             |                                    |                                |                                  |                                |
|---------------------------|-------------|------------------------------------|--------------------------------|----------------------------------|--------------------------------|
| 45' 11"<br>Length Overall | 12'<br>Beam | 1,334 Gallons<br>Fish Box Capacity | 1,000 Gallons<br>Fuel Capacity | Variable<br>Dead Rise at Transom | 1,800 HP<br>Maximum Horsepower |
|---------------------------|-------------|------------------------------------|--------------------------------|----------------------------------|--------------------------------|









**WHEN YOU'RE SERIOUS.**

[INVINCIBLEBOATS.COM](http://INVINCIBLEBOATS.COM)