



INVINCIBLE

INVINCIBLE

RACING
450



THE WATER IS A SERIOUS PLACE.

A place where the best of days can become the worst of days. Which is why the truly serious know they need equipment that is just as serious as they are. Something durable. Something beautiful. Something fast. Yacht-quality finish with hardcore strength. Because when you're serious, you need a boat that is up for everything, and ready for anything.

Invincible. When you're serious.

TABLE OF CONTENTS

The Magnificent Frigate	7
Our History	8
Mono-hulls	10
33' Open Fisherman	12
36' Open Fisherman	14
39' Open Fisherman	16
43' Open Fisherman	18
Designing our Catamaran	20
Catamarans	22
33' Catamaran	24
35' Catamaran	26
37' Catamaran	28
40' Catamaran	30
46' Catamaran	32
46' Pilothouse	34





SOARING ABOVE THE WAVES, KING OF ALL YOU SEE.

**You are *Fregata magnificens*.
The Magnificent Frigate.
And the sea is your domain.**




You can be found far offshore, soaring for days and nights non-stop, using your seven-foot wingspan to cruise from the wavetops to a half-mile up in the sky, tracking schools of tuna and flying fish for hundreds of miles.

For thousands of years, fishermen knew that finding frigate birds were a sign of good fortune. Christopher Columbus

recorded them around the Cape Verde Islands in 1492. Islanders in the South Pacific used them as message carriers on long voyages due to their incredible abilities to navigate home across vast distances. French sailors first called the birds “le frégate” in the 18th century, after the small, fast frigate warships of the era. The Royal Navy referred to them as “Man-o-war” birds. There are five species of frigate birds found around the world. The largest of these is the one seen throughout the tropical waters of Florida and throughout the Caribbean — the Magnificent Frigate.

So when we set out on our mission to build the very best offshore fishing machine ever created, it only seemed natural for us mark everything we make with the Magnificent Frigate, as it embodies all of the qualities an Invincible boat strives to achieve: unmatched intensity and speed while on the hunt, paired with grace and horizon-stretching range.



A GIANT STEP FORWARD. (TWO, ACTUALLY.)

Founder Alex Lipworth demanded the most out of his gear. As a hardcore competitive fisherman, he spent many years pushing himself and a series of boats on long, fast and often rough runs across the fertile fishing grounds of the Gulf Stream. And in the process, he could never quite find a boat that met his exacting standards for performance, durability, efficiency and functionality.

IF YOU WANT A JOB DONE RIGHT, YOU HAVE TO DO IT YOURSELF.

He sought the ultimate offshore fishing machine, and when he couldn't quite find it, he rolled up his sleeves and decided to build it himself. In 2006, he teamed up with world-renowned marine architect Michael Peters to craft a revolutionary innovation that would change the entire industry, the Stepped Vee Ventilated Tunnel (SVVT), giving his new hull

design unprecedented speed and ride quality, combined with best-in-class fuel efficiency and stability.

DESIGNED FOR THE SERIOUS.

This hull was then brought to life with a clean-sheet-of paper design, making the ergonomic and functional demands of the hardcore offshore angler the first priority in every decision, from hatch and compartment placement to the rigging and plumbing. All of this was then approached from an engineering perspective to combine bank-vault quality strength with yacht-quality finishes throughout, designed for a lifetime of performance and durability that will stand up to the toughest use.

BUILT TO BE LEGENDARY.

It's the ride the industry is talking about. That's what we set out to achieve in 2006 and it has reshaped the center-console category. The fastest and flattest-riding hulls in the business must be experienced to truly feel the Invincible difference. Our expert builders use the most current techniques available and the finest materials to build boats that are athletic and stronger than our competitors. Within the parameters of semi-custom, owner-designed boats, we are specialists at ensuring your Invincible is built to our exacting standards, but with your distinct wishes in mind.

SERIOUS BOATS FOR SERIOUS ADVENTURES.

Since the 2006 introduction of the original Invincible 36', our fleet has grown to nine models ranging from our compact 33' to the upcoming horizon-crossing 46' Cat, ensuring that no matter who you are and how you fish, there is an Invincible that's designed exactly for you. Because when you're serious, you will accept nothing less than the very best.



MONO-HULLS



33' OPEN FISHERMAN

The Invincible experience, in its most compact form.

Designed to incorporate the enhanced performance characteristics of the patented Stepped Vee Ventilated Tunnel along with the ease of use and economy of twin engines. Rides and fishes like a big boat, handles like a small one.



- Highlighted Features:**
- Single Level Deck
 - 360-Degree Walk Around Fishability
 - 320 Gallons of Fuel Allows for 425-plus Nautical Mile Range

Standard Features

- Above and Below Deck Livewells
- AGM Sealed Batteries
- Built-In Anchor Locker
- Deluxe Console with Fully-Lined Interior-Room for Full-Sized Head
- Under-Deck Storage
- Finished Bilge
- Under Gunnel Lighting
- High-Speed Pickup for Livewell Seachest
- Interior Console Lights
- Saltwater Washdown
- Three Automatic 2,000 GPH Bilge Pumps
- Waterproof Switches and Circuit Breaker Protected System
- 100% Vinylester Resin Hull
- 316 Stainless-Steel Hardware
- Vacuum-Bagged Cored Hull Construction
- Powder Coating
- Paint Underside of Hardtop

32' 10" / 10 m
Length Overall

9' 7" / 2.9 m
Beam

10,600 lbs / 4,808 kg
Weight with Power*

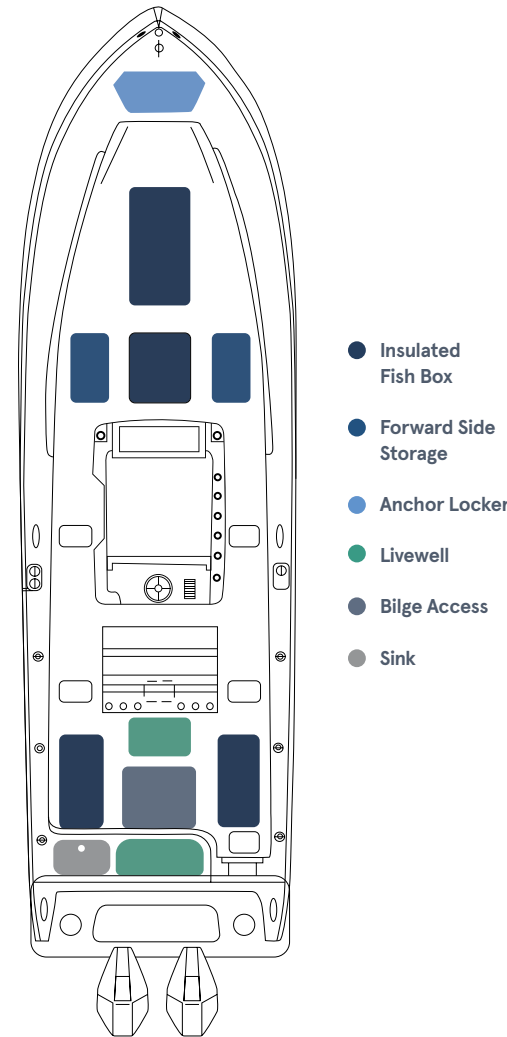
295 Gallons / 1,117 Litres
Fuel Capacity

22 Degrees
Dead Rise at Transom

900 HP
Maximum Horsepower

*Weight is listed as "ready to fish" which indicates full fuel and livewells.

Performance Ranges: Cruise Speed: 29.8 – 52.9 mph / Cruise MPG: 1.4 – 1.8 mpg / Top Speed: 59.8 – 76.5 mph



Standard features are subject to change.



36' OPEN FISHERMAN

The best of both worlds.

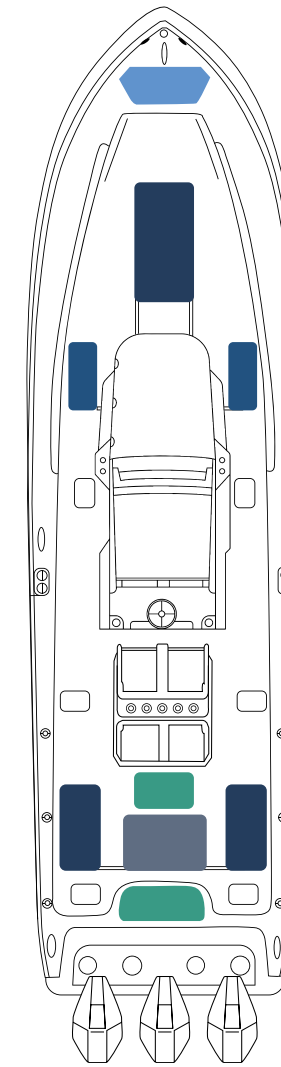
The Invincible that started it all in 2006 and continues to be the standard bearer in her class. Enjoy big boat room and performance in an easy-to-handle package, with the flexibility to run either twin or triple engine configurations.



Highlighted Features:
 Single Level Deck
 360-Degree Walk Around Fishability
 475 Gallons of Fuel Allows for 525-plus Nautical Mile Range

Standard Features

- Above and Below Deck Livewells
- AGM Sealed Batteries
- Built-In Anchor Locker
- Deluxe Console with Fully-Lined Interior-Room for Full-Sized Head
- Under-Deck Storage
- Finished Bilge
- Under Gunnel Lighting
- High-Speed Pickup for Livewell Seachest
- Interior Console Lights
- Saltwater Washdown
- Three Automatic 2,000 GPH Bilge Pumps
- Waterproof Switches and Circuit Breaker Protected System
- 100% Vinylester Resin Hull
- 316 Stainless-Steel Hardware
- K Plane Style Trim Tabs
- Vacuum-Bagged Cored Hull Construction
- Powder Coating
- Paint Underside of Hardtop



- Insulated Fish Box
- Forward Side Storage
- Anchor Locker
- Livewell
- Bilge Access

36' 8" / 11.2 m
Length Overall

10' / 3 m
Beam

12,800 lbs / 5,806 kg
Weight with Power*

475 Gallons / 2,159 Litres
Fuel Capacity

22 Degrees
Dead Rise at Transom

1,350 HP
Maximum Horsepower

*Weight is listed as "ready to fish" which indicates full fuel and livewells.

Performance Ranges: Cruise Speed: 37 – 50.5 mph / Cruise MPG: 1.3 – 1.4 mpg / Top Speed: 66.3 – 78 mph

Standard features are subject to change.



39' OPEN FISHERMAN

A serious boat for serious anglers.

Our most popular model, the 39' Open features the ride, range, speed and comfort that the hardcore tournament angler insists on. Every detail specifically engineered for the purpose at hand. A boat as comfortable on a family outing to the Bahamas as it is chasing sailfish in the Gulf Stream.



- Highlighted Features:**
- Single Level Deck
 - 360-Degree Walk Around Fishability
 - 550 Gallons of Fuel Allows for 500-plus Nautical Mile Range

Standard Features

- Above and Below Deck Livewells
- AGM Sealed Batteries
- Built-In Anchor Locker
- Deluxe Console with Fully-Lined Interior-Room for Full-Sized Head
- Under-Deck Storage
- Finished Bilge
- Under Gunnel Lighting
- High-Speed Pickup for Livewell Seachest
- Interior Console Lights
- Saltwater Washdown
- Three Automatic 2,000 GPH Bilge Pumps
- Waterproof Switches and Circuit Breaker Protected System
- 100% Vinylester Resin Hull
- 316 Stainless-Steel Hardware
- K Plane Style Trim Tabs
- Vacuum-Bagged Cored Hull Construction
- Powder Coating
- Paint Underside of Hardtop

39' 2" / 12 m
Length Overall

11' / 3.4 m
Beam

16,700 lbs / 7,575 kg
Weight with Power*

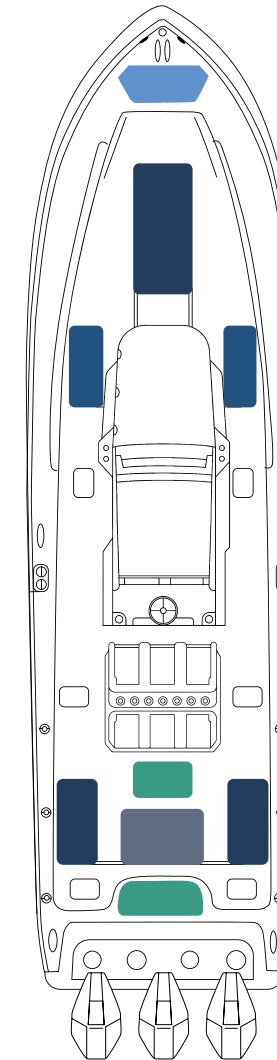
550 Gallons / 2,082 Litres
Fuel Capacity

24.5 Degrees
Dead Rise at Transom

1,800 HP
Maximum Horsepower

*Weight is listed as "ready to fish" which indicates full fuel and livewells.

Performance Ranges: Cruise Speed: 34 – 49.4 mph / Cruise MPG: 0.7 – 1.4 mpg / Top Speed: 65.3 – 84.5 mph



- Insulated Fish Box
- Forward Side Storage
- Anchor Locker
- Livewell
- Bilge Access

Standard features are subject to change.




43' OPEN FISHERMAN

A championship-winning battlewagon has just evolved.

Born from a line of tournament winning predecessors, the 43' Open Fisherman carries on the legacy of the Invincible Monohull. Using patented Michael Peters design, the 43' Open Fisherman not only boasts power and agility, but also room for every situation. Bring your crew out comfortably, with dual-row seating, and never let capacity be the deciding factor again.

- Highlighted Features:**
- Single-Level Deck
 - 360-Degree Walk Around Fishability
 - 675 Gallons of Fuel Allows for 600-plus Nautical Mile Range



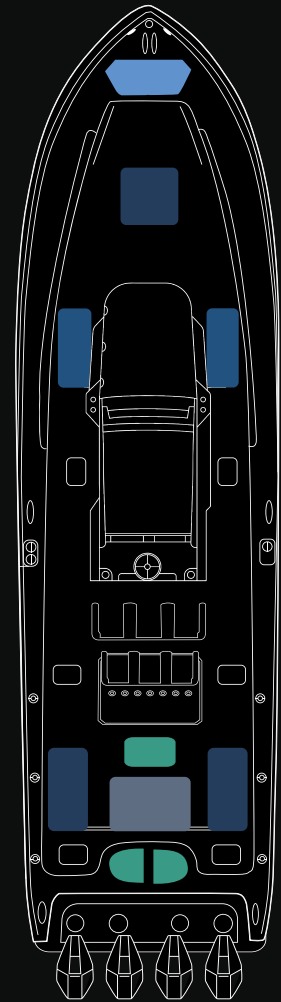
- Standard Features**
- Above and Below Deck Livewells
 - AGM Sealed Batteries
 - Built-In Anchor Locker
 - Deluxe Console with Fully-Lined Interior-Room for Full-Sized Head
 - Under-Deck Storage
 - Finished Bilge
 - Under Gunnel Lighting
 - High-Speed Pickup for Livewell Seachest
 - Interior Console Lights
 - Saltwater Washdown
 - Three Automatic 2,000 GPH Bilge Pumps
 - Waterproof Switches and Circuit Breaker Protected System
 - 100% Vinylester Resin Hull
 - 316 Stainless-Steel Hardware
 - Powder Coating
 - Paint Underside of Hardtop

42' 9" / 13 m Length Overall	11' 7" / 3.5 m Beam	13,400 Lbs / 6,078 kg Weight with Power*	675 Gallons / 3,069 Litres Fuel Capacity	22 Degrees Dead Rise at Transom	1,800 HP Maximum Horsepower
--	-------------------------------	--	--	---	---------------------------------------

*Weight is listed as "ready to fish" which indicates full fuel and livewells.

Performance Ranges: Cruise Speed: 40.4 – 50 mph / Cruise MPG: 0.8 – 1.1 mpg / Top Speed: 67.0 – 83.5 mph

**Numbers are based on previous 42' Open Fisherman model. Similar performance expected.



- Insulated Fish Box
- Forward Side Storage
- Anchor Locker
- Livewell
- Bilge Access



Standard features are subject to change.



DOUBLING DOWN ON PERFORMANCE.

Where some would rest on their laurels, Invincible is always in search of the next way we can do something better. Catamarans are not a new idea—the Polynesians have been building them for thousands of years. Despite uncomfortable handling dynamics and unrefined hydrodynamics, power catamarans have acquired a small but dedicated following due to the inherent advantages a catamaran can provide: Superior room and deck space, fuel efficiency, speed and stability.

REINVENTING A 5,000 YEAR-OLD DESIGN.

Seeing an opportunity to maximize the advantages, while innovating solutions to the drawbacks of a performance catamaran, Invincible teamed up with Gino Morrelli and Pete Melvin of Morrelli & Melvin, the designers behind some of the most iconic sailing catamarans of the past 20 years: PlayStation/Cheyenne, America's Cup Winners, BMW Oracle USA and Aotearoa Team New Zealand. Their championship pedigree and investment in

computational fluid dynamics make them the most knowledgeable and technologically advanced firm in boating.

A CHEAT CODE FOR THE LAWS OF PHYSICS.

For Invincible to build a catamaran, it had to handle well at speed, lean inward in a turn and ride in following and quartering seas without negative trim. The result: the unprecedented Invincible 40' Catamaran. Utilizing Morrelli & Melvin's patented hybrid semi-asymmetric multihull design, the complete line of Invincible Catamarans provides eye-popping performance combined with the dry, soft ride you've come to expect from us, all packaged in a cat that has eliminated the compromises that came with catamarans in the past. Quick, responsive handling, a soft, stable ride and best-in-class speed. When you're serious about industry-leading performance, you partner with the very best.





CATAMARANS

33' CATAMARAN

A whole new size of serious.

Our smallest platform doesn't lack big boat features. The transom live well? It's the same size as the 35' Catamaran. So is the leaning post, which seats six comfortably. The addition of a transom door and coffin box lounge standard make this cat just as capable of landing and storing the big fish as the rest of our lineup.



Highlighted Features:

- Single Level Deck
- 360-Degree Walk Around Fishability
- Patented Catamaran Hull Design

33' 11" / 10.3 m
Length Overall

10' 3" / 3.1 m
Beam

14,000 lbs / 6,350kg
Weight with Power*


400 Gallons / 1,514 Litres
Fuel Capacity

Variable
Dead Rise at Transom

900 HP
Maximum Horsepower

Standard Features

- Above and Below Deck Livewells
- AGM Sealed Batteries
- Built-In Anchor Locker
- Deluxe Console with Fully-Lined Interior-Room for Full-Sized Head
- Under-Deck Storage
- Finished Bilge
- Under Gunnel Lighting
- High-Speed Pickup for Livewell Seachest
- Interior Console Lights
- Saltwater Washdown
- Three Automatic 2,000 GPH Bilge Pumps
- Waterproof Switches and Circuit Breaker Protected System
- 100% Vinylester Resin Hull
- 316 Stainless-Steel Hardware
- Vacuum-Bagged Cored Hull Construction
- Powder Coating
- Paint Underside of Hardtop



- Insulated Fish Box
- Forward Side Storage
- Anchor Locker
- Livewell
- Bilge Access



Standard features are subject to change.

*Weight is listed as "ready to fish" which indicates full fuel and livewells.

Performance Ranges: Cruise Speed: 33.3 – 41.0 mph / Cruise MPG: 1.4 – 1.5 mpg / Top Speed: 58.1 – 65.5 mph

35' CATAMARAN

This is the boat that officially converted 3-time World Sailfish Champion Peter Miller into a "cat guy."

A versatile fishing machine, with effortless maneuverability, a speedy, comfortable ride and unparalleled stability for a boat of its size. The 11' 7.5" beam makes it easy for multiple anglers on fish to move around comfortably without losing a bite.



- Highlighted Features:**
- 360-Degree Walk Around Fishability
 - Side Dive Door (Optional)
 - Flat Transom
 - 500-plus Nautical Mile Range

35' 10" / 10.7 m
Length Overall

11' 7.5" / 3.5 m
Beam

17,100 lbs / 7,756 kg
Weight without Power*


550 Gallons / 2,500 Litres
Fuel Capacity

Variable
Dead Rise at Transom

1,200 HP
Maximum Horsepower

Standard Features

- Above and Below Deck Livewells
- AGM Sealed Batteries
- Built-In Anchor Locker
- Under-Deck Storage
- Finished Bilge
- Under Gunnel Lighting
- Interior Console Light
- Saltwater Washdown
- Waterproof Switches and Circuit Breaker Protected System
- 100% Vinylester Resin Hull
- Four (4) Automatic 2,000 GPH Bilge Pumps
- Vacuum-Bagged Cored Hull Construction
- Powder Coating
- Paint Underside of Hardtop



- Insulated Fish Box
- Forward Side Storage
- Anchor Locker
- Livewell
- Bilge Access



Standard features are subject to change.

*Weight is listed as "ready to fish" which indicates full fuel and livewells.

Performance Ranges: Cruise Speed: 40 – 45.7 mph / Cruise MPG: 1.1 – 1.3 mpg / Top Speed: 65.5 – 74 mph

37' CATAMARAN

Big-boat seakeeping with superior maneuverability.

Debuting in 2018, the 37' Catamaran was built to accommodate customers interested in the 40' Cat, but who lacked the dock space to accommodate it. Working with the Morrelli & Melvin team, the now-patented multihull design was adjusted to meet the new size without sacrificing any performance or handling capabilities. The result is a boat with all the prowess of its predecessor.


Highlighted Features:

- 360-Degree Walk Around Fishability
- Side Dive Door (Optional)
- Flat Transom
- 600-plus Nautical Mile Range



Standard Features

- Above and Below Deck Livewells
- AGM Sealed Batteries
- Built-In Anchor Locker
- Under-Deck Storage
- Finished Bilge
- Under Gunnel Lighting
- Interior Console Lights
- Saltwater Washdown
- Waterproof Switches and Circuit Breaker Protected System
- 100% Vinylester Resin Hull
- Four (4) Automatic 2,000 GPH Bilge Pumps
- Powder Coating
- Paint Underside of Hardtop



- Insulated Fish Box
- Forward Side Storage
- Anchor Locker
- Livewell
- Bilge Access



37' / 11.3 m
Length Overall

12' / 3.7 m
Beam

18,900 lbs / 8,573 kg
Weight with Power*

640 Gallons / 2,910 Litres
Fuel Capacity

Variable
Dead Rise at Transom

1,800 HP
Maximum Horsepower

*Weight is listed as "ready to fish" which indicates full fuel and livewells.

Performance Ranges: Cruise Speed: 40.8 – 49 mph / Cruise MPG: 1 – 1.2 mpg / Top Speed: 69 – 79 mph

Standard features are subject to change.

40' CATAMARAN

Our first twin-hulled disruptor.

Never content to rest on our laurels, we began our quest to redefine the catamaran industry in 2017 with the launch of the first 40. Our 40' is the first to use Morrelli & Melvin's innovative, hybrid, semi-asymmetrical design, giving it unprecedented performance and handling for a catamaran, with the speed, room and range to carry you and your crew virtually anywhere, under any conditions.



Highlighted Features:

- 360-Degree Walk Around Fishability
- Side Dive Door (Optional)
- Flat Transom
- 750-plus Nautical Mile Range

40' 2" / 12.2 m
Length Overall

12' / 3.7 m
Beam

21,500 lbs / 9,752 kg
Weight with Power*

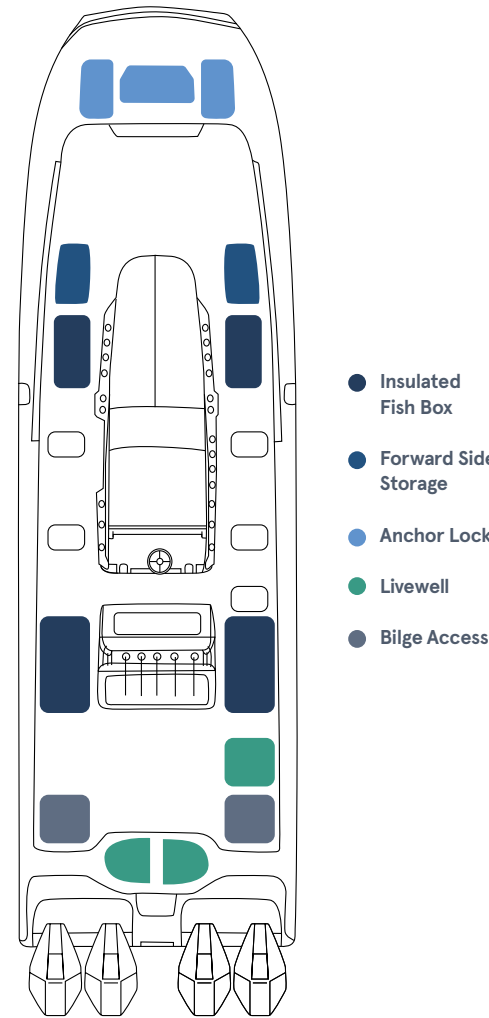
800 Gallons / 3,637 Litres
Fuel Capacity

Variable
Dead Rise at Transom

1,800 HP
Maximum Horsepower

Standard Features

- Above and Below Deck Livewells
- AGM Sealed Batteries
- Built-In Anchor Locker
- Under-Deck Storage
- Finished Bilge
- Under Gunnel Lighting
- Interior Console Lights
- Saltwater Washdown
- Waterproof Switches and Circuit Breaker Protected System
- 100% Vinylester Resin Hull
- Four (4) Automatic 2,000 GPH Bilge Pumps
- Vacuum-Bagged Cored Hull Construction
- 316 Stainless-Steel Hardware
- Powder Coating
- Paint Underside of Hardtop



Standard features are subject to change.



*Weight is listed as "ready to fish" which indicates full fuel and livewells.

Performance Ranges: Cruise Speed: 31.8 – 50 mph / Cruise MPG: 0.9 – 1 mpg / Top Speed: 65 – 83.5 mph

46' CATAMARAN

Simply undisputed.

The hull design that changed catamarans forever, taken to a whole new level. The ultimate offshore fishing machine, with unprecedented size, range and amenities to carry everyone and everything anywhere, in any conditions. A combination of sportfish-level fishability and specifications and world-beating performance with quad-outboard engines. Like the Magnificent Frigate Bird, it is the king of all it surveys.



Highlighted Features:

- Single Level Deck
- 360-Degree Walk Around Fishability
- Patented Catamaran Hull Design

45' 11" / 14 m
Length Overall

12' / 3.7 m
Beam

26,500 lbs / 12,020 kg
Fish Box Capacity

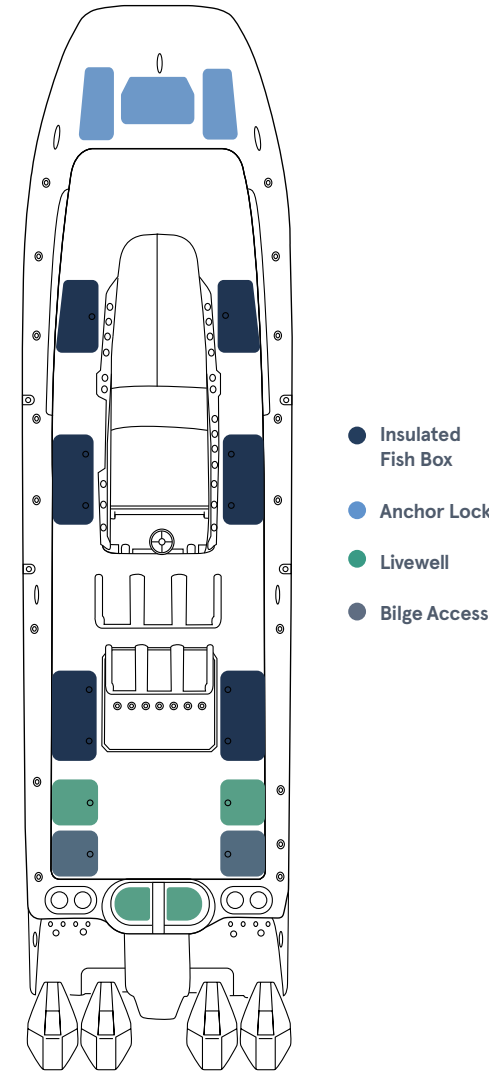
1,100 Gallons / 4,164 Litres
Fuel Capacity

Standard Features

- Above and Below Deck Livewells
- AGM Sealed Batteries
- Built-In Anchor Locker
- Deluxe Console with Fully-Lined Interior and Room for Full-Sized Head
- Under-Deck Storage
- Finished Bilge
- Under Gunnel Lighting
- High-Speed Pickup for Livewell Seachest
- Interior Console Lights
- Saltwater Washdown
- Three Automatic 2,000 GPH Bilge Pumps
- Waterproof Switches and Circuit Breaker Protected System
- 100% Vinylester Resin Hull
- 316 Stainless-Steel Hardware
- Vacuum-Bagged Cored Hull Construction
- Powder Coating
- Paint Underside of Hardtop

Variable
Dead Rise at Transom

1,800 HP
Maximum Horsepower



- Insulated Fish Box
- Anchor Locker
- Livewell
- Bilge Access



Standard features are subject to change.

*Weight is listed as "ready to fish" which indicates full fuel and livewells.

Performance Ranges: Cruise Speed: 48 – 49 mph / Cruise MPG: 0.8 – 0.9 mpg / Top Speed: 72 – 80 mph

46' PILOTHOUSE

The game hasn't just changed, it's been revolutionized.

With the introduction of the 46' Catamaran in 2020, it raised the cat segment to a whole new level. Now we've upped the stakes again by unveiling the first-ever production pilothouse catamaran. Offering the same range, performance and 360-degree fishability of the center console 46' Catamaran, but equipped with the sleeping space and comfort of a comparably-sized sportfish. Introducing the 46' Pilothouse: the new pinnacle of innovation

Highlighted Features:

- Enclosed Pilothouse
- 360-Degree Fishability
- Patented Catamaran Hull Design



Standard Features

- Air Conditioning
- Generator
- Finished Bilge
- Above and Below Deck Livewells
- AGM Sealed Batteries
- Built-In Anchor Locker
- Under Gunnel Lighting
- High-Speed Pickup for Livewell Seachest
- Interior Console Lighting
- Saltwater Washdown
- Three Automatic 2,000 GPH Bilge Pumps
- Waterproof Switches and Circuit Breaker Protected System
- 100% Vinylester Resin Hull
- 316 Stainless-Steel Hardware
- Vacuum-Bagged Cored Hull Construction

45' 11" / 14 m
Length Overall

12' / 3.7 m
Beam

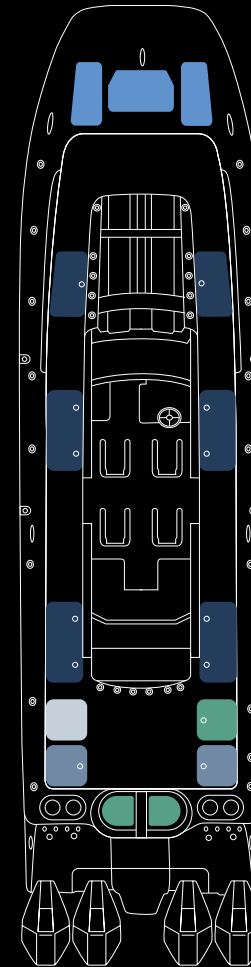
20,000 lbs / 9,072 kg
Weight with Power*

1,000 Gallons / 3,000 Litres
Fuel Capacity

Variable
Dead Rise at Transom

1,800 HP
Maximum Horsepower

*Weight is listed as "ready to fish" which indicates full fuel and livewells.



- Insulated Fish Box
- Generator
- Anchor Locker
- Livewell
- Bilge Access



Standard features are subject to change.





WHEN YOU'RE SERIOUS.

INVINCIBLEBOATS.COM